


ROUNDING OFF 2020

Happy New Year and a massive thank you!


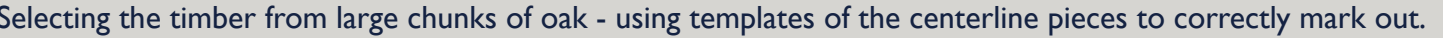
I want to start off by wishing you all a very Happy New Year and I hope you've all stayed safe during these crazy times! I just wanted to put a few words together to thank you for your ongoing support and to say how differently my year could have turned out without your support.

I have started working along side Marcus Lewis in Fowey, Cornwall. Together, we have started to build a new Troy class yacht - T30. This has been a wonderful experience so far to see the process of building a boat from the keel up.


The Troy class was originally built in Fowey from 1929 and now T30 will be adding to a strong fleet of locally designed and built sailing yachts. Marcus has built six new Troys and I hope that I will be able to build another in the not too distant future.



A photograph of a workshop. In the foreground, two large, curved wooden pieces are laid out on a workbench. Each piece has a white, curved template or pattern placed on its surface. The wood appears to be a light-colored, possibly birch or maple. The background shows a cluttered workshop with various tools, materials, and equipment. A blue sawhorse is visible on the left, and a green storage bin is in the center. The floor is covered with wood shavings and debris.




2



Setting the ballast keel and bedding the wooden keel on top - also shaping the stern post

Cutting the rabbet on the stem and then glueing it in place.





Setting the moulds was a very satisfying stage after all the other timbers had been glued into place. It took a lot of fine tuning to make sure all the stations were correct and plum!

You can really start seeing the final shape.





PLANKING

We took a trip to the saw mill in Lanhydrock to have a day milling up 16 ft boards of Brazilian cedar for the planking stock. Watching and being involved in this process was great. To see the timber from log to rough stock is just another part of seeing how this whole process is pieced together.

Scarifying the planks with the help of epoxy.





FROM GARBOARD TO SHEER PLANK

We are both working through the planking and will be steaming the ribs in the next few weeks.

Its been a great experience so far and there is still a lot of work until T30 is afloat. I will keep you all in the loop with the progress.

Once again, a massive thank you for your support and if you have any questions regarding the project please don't hesitate to get in contact.

Many thanks and stay safe,

Toby Poultney

